



Math Virtual Learning

Early Education

Patterning

April 23, 2020



Pre-K Math
Lesson: 04/23/2020

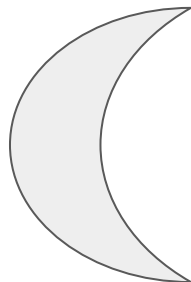
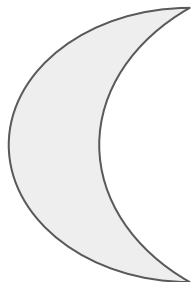
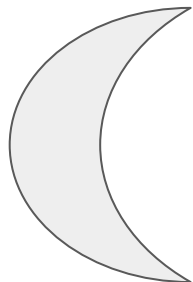
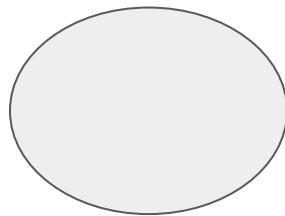
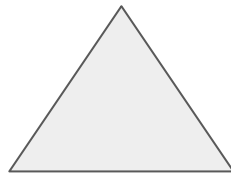
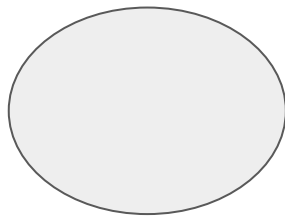
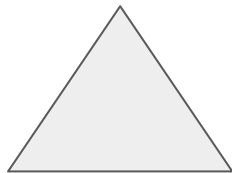
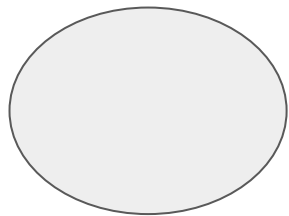
Learning Target:

Students will extend a simple repeating pattern.

Let's Get Started:

Watch Video: [Pump Up the Pattern- Jack Hartman](#)

Practice:
Finish the patterns.



Activity:

Make a pattern

Materials needed: Household items (lids,socks,toys,leaves,twigs,flower)

1. Gather items.
2. Make a pattern.
3. Share with family.

Watch Video: [Banana Banana Meatball](#)

Another way to play is to make a pattern using your body (clap,stomp,shake your hips).